

# MODEL SCHOOL ROHTAK

Run by - MODEL EDUCATION SOCIETY, ROHTAK

**Summer Vacation Home Work (2022-23)**

**Class - KG**

## **General Instructions:**

As we all know about the decreasing water level, its time for each one of us to make our contribution towards nature and the best possible way out is to grow more and more trees. The easiest way to do this is to sow the seeds of every fruit we enjoy the pulp there of (Mango, Orange Papaya, Watermelon, Cherry, Peach, Plum etc). The nature will surely return the purest blessings of this simple and social deed.

Let's play our part honestly to save our nature & our existence.

And not to forget to save our birds from this scorching heat, an idea to keep some water on the roofs or hang it on trees may be the best thing we can do swiftly and consistently. So, take out some time to sow at least 5 seeds of different fruits and put some water to quench the thirst of birds and animals around. So let's take a pledge to return to our 'Mother Nature' in best possible way.

## Subject -English

- *Read words of vowel a and e from reading book.*
- *Learn and write spelling of your name.*
- *Learn poem 1 to 4*
- *Do Page 6,10 & 11 of workbook.*
- *Do practice of words of vowel a and e.*

*Write means of transport and parts of the body.*

*Activity 1 - look at the things of vowel a and e around you and write their names and paste pictures.*

*Activity 2 – Make a caterpillar of different families of vowel a and e using circle cutouts.*

- *Do attached worksheets.*

Name: \_\_\_\_\_



# CVC Find & Match

cat  
mat  
rat  
sat  
bat  
hat

r	o	c	n	g	c
a	f	m	a	t	a
t	a	j	d	a	t
s	b	a	t	h	k
h	a	t	l	b	m
e	i	p	s	a	t



--	--	--




--	--	--



--	--	--



--	--	--



--	--	--



--	--	--

Name: \_\_\_\_\_

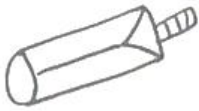
Short a

Look at each picture and write the first sound.

		
<input type="text"/> a n	<input type="text"/> a p	<input type="text"/> a p
		
<input type="text"/> a p	<input type="text"/> a p	<input type="text"/> a p
		
<input type="text"/> a t	<input type="text"/> a t	<input type="text"/> a t

© Learning Resources 2013

Match each picture with its correct word



mat  
bat  
sat



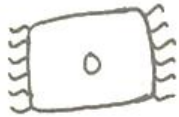
bag  
tag  
rag



map  
tap  
cap



jar  
bar  
car



mat  
fat  
rat



bad  
dad  
sad



bet  
set  
net



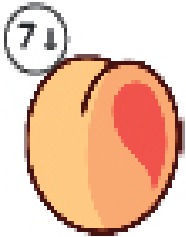




10

ten  
hen  
ben

Name: \_\_\_\_\_ Date: \_\_\_\_\_

# Fruits Crossword

DIRECTIONS: Fill in the crossword puzzle grid with the name of each fruit following the numbers and direction indicated. Use the word bank if you get stuck.



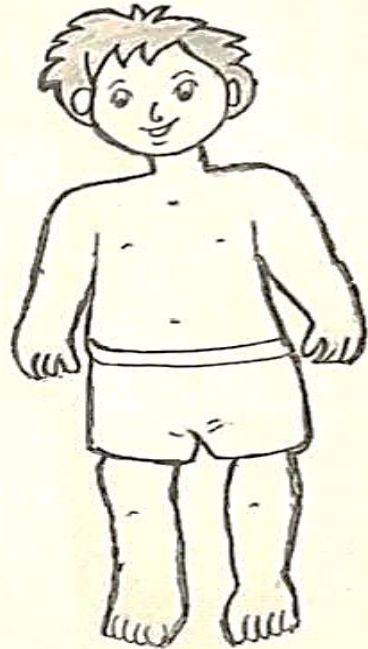
- |            |            |
|------------|------------|
| APPLE      | KIWI       |
| APRICOT    | LEMON      |
| AVOCADO    | ORANGE     |
| BANANAS    | PEAR       |
| BLACKBERRY | PINEAPPLE  |
| CHERRIES   | RASPBERRY  |
| COCONUT    | STRAWBERRY |
| GRAPEFRUIT | WATERMELON |
| GRAPES     |            |

## Subject - Hindi

- दो , तीन , चार वर्णों के शब्द और मात्रा आ का अभ्यास करें।
- पुस्तक शब्द लेखन से पृष्ठ संख्या 8 से 16 तक करें ।
- अपने आस पास की वस्तुओं को देखे और उनके नाम लिखे ।
- यातायात के साधनों के नाम लिखो और उनके चित्र चिपकाए ।
- 1 से 4 तक कविताएँ याद करें ।

### शरीर के अंगों के नाम

1. \_\_\_\_\_
2. \_\_\_\_\_
3. \_\_\_\_\_
4. \_\_\_\_\_
5. \_\_\_\_\_
6. \_\_\_\_\_
7. \_\_\_\_\_
8. \_\_\_\_\_
9. \_\_\_\_\_



चित्र पहचानकर सही शब्द के आगे (✓)  
का चिह्न लगाइए



- चमक
- सटर
- गरान



- फल
- पल
- जल



- कमल
- पलक
- चहल



- शम
- नाम
- आम



- गमला
- छाता
- माला

10

- नस
- दस
- रस



- अनार
- सागर
- बादल



- बाजा
- ताला
- ताश



# वर्णों का जोड़

घ + र = \_\_\_\_\_

ट + ब = \_\_\_\_\_

क + ल + म = \_\_\_\_\_

च + ट + क = \_\_\_\_\_

श + र + ब + त = \_\_\_\_\_

च + ट + प + ट = \_\_\_\_\_

द + ट + ल = \_\_\_\_\_

अ + ट + म = \_\_\_\_\_

म + ट + ल + ट = \_\_\_\_\_

## *Subject- Maths*

- *Do Page No. 27,28*
- *33 to 36*
- *42 to 46*
- *49, 50, 59 in workbook.*
  
- *Do practice of 101 - 200 Forward Counting.*
- *50 - 1 Reverse Counting.*
- *01 - 200 Dodging Counting.*
  
- *Activity 1: Take A4 size sheet. Draw a tree on it and paste circle shaped colored cutouts on it and write the name of circle shaped objects on each circle like coin, ring etc.*
  
- *Activity 2: Draw any object using different shapes.*
  
- *Do attached worksheets.*

Number up to 50 - 100

What number comes in between ?

72 \_\_\_ 74

94 \_\_\_ 96

78 \_\_\_ 80

74 \_\_\_ 76

68 \_\_\_ 70

92 \_\_\_ 94

80 \_\_\_ 82

61 \_\_\_ 63

62 \_\_\_ 64

65 \_\_\_ 67

86 \_\_\_ 88

57 \_\_\_ 59

53 \_\_\_ 55

96 \_\_\_ 98

71 \_\_\_ 73

95 \_\_\_ 97

55 \_\_\_ 57

87 \_\_\_ 89

73 \_\_\_ 75

50 \_\_\_ 52

54 \_\_\_ 56

Number up to 101 - 200  
Which number comes after ?

157 \_\_\_\_\_ 181 \_\_\_\_\_ 165 \_\_\_\_\_ 138 \_\_\_\_\_

102 \_\_\_\_\_ 155 \_\_\_\_\_ 119 \_\_\_\_\_ 191 \_\_\_\_\_

129 \_\_\_\_\_ 126 \_\_\_\_\_ 194 \_\_\_\_\_ 188 \_\_\_\_\_

105 \_\_\_\_\_ 125 \_\_\_\_\_ 144 \_\_\_\_\_ 179 \_\_\_\_\_

190 \_\_\_\_\_ 172 \_\_\_\_\_ 147 \_\_\_\_\_ 135 \_\_\_\_\_

136 \_\_\_\_\_ 127 \_\_\_\_\_ 174 \_\_\_\_\_ 104 \_\_\_\_\_

123 \_\_\_\_\_ 113 \_\_\_\_\_ 161 \_\_\_\_\_ 142 \_\_\_\_\_

164 \_\_\_\_\_ 111 \_\_\_\_\_ 100 \_\_\_\_\_ 189 \_\_\_\_\_



Name: \_\_\_\_\_

Date: \_\_\_\_\_



Fill in the Missing Numbers

99

101

85

87

81

83

92

94

96

98

95

97

84

86

80

82

93

95

86

88

89

91

91

93

82

84

87

89

94

96

98

100



# FILL IN MISSING NUMBERS 101-200

101			104	105				109	
		113				117			120
121					126				
	132			135					
			144				148		150
151		153			156	157			
					166			169	
	172			175			178		180
		183				187			
191			194					199	



## Subject – EVS

- *Revise chapter 1 to 4.*












*Activity 1 - Paste pictures of different types of leaves on A4 sheet and write their names.*

*Activity 2 - Paste pictures of any 5 good habits and implement them in your daily life.*

## ***SUBJECT- Arts***

- *Do Page 9 to 12 and 23 of arts book.*
- *Draw any object and do thumb printing or hand printing on it.*

Turn these circles into anything you choose!








© From the Pond



Name \_\_\_\_\_

# COLORS



# Connect the Dots!

